

## Installing TeamViewer for Remove Tech Support for Windows

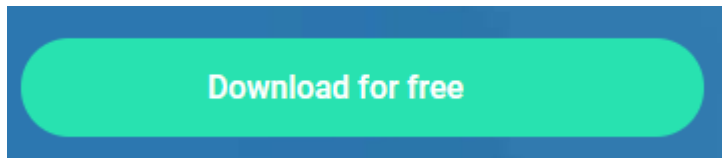
(For MacOS installation please search TeamViewer in the App Store and install)

(For Android installation please search TeamViewer in the Google Play Store and install)

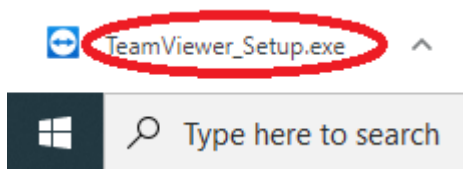
(For iOS remote access is not possible)

Go to <https://www.teamviewer.com> in Google Chrome or Internet Explorer

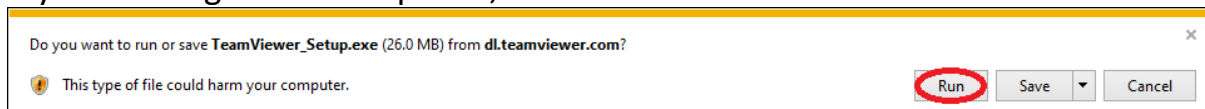
Click Download for free



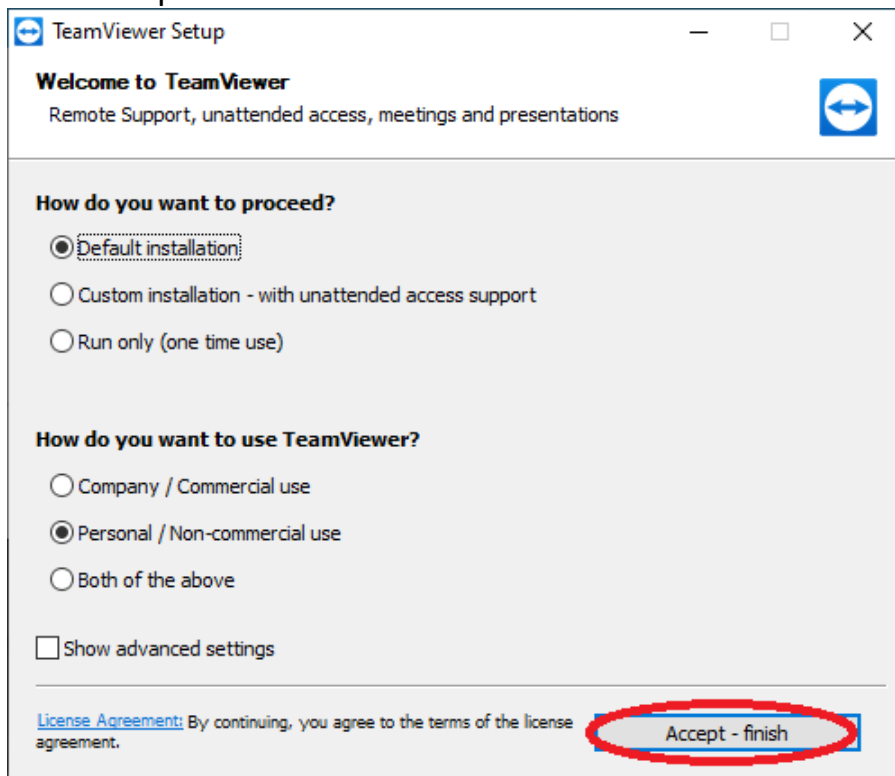
If you're using Chrome, click TeamViewer\_Setup.exe at the bottom



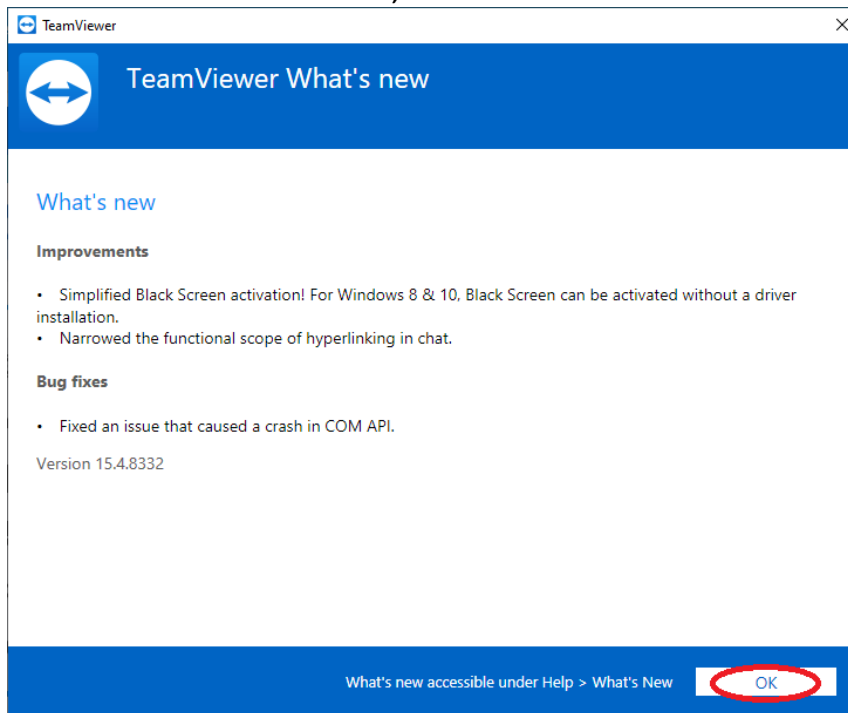
If you're using Internet Explorer, click Run



Click Accept - finish



Once finished installation, click OK



## How to Use

To provide the ability for the technician to give you remote access support, in TeamViewer, provide the technician via text/e-mail/phone your ID and Password displayed in TeamViewer. This will change each time you open the program and usually at midnight if the program is still running. The technician has no access to your computer once the password changes or you close the program. You will see everything the technician does.

